



English Reader

PRIMER-B




Integrated value based curriculum
by

Millat Foundation


for Education Research and Development

Contents

| | | |
|-----|----------------------------------|----|
| 1. | Letters of the Alphabet | 1 |
| 2. | Vowels and Consonants | 6 |
| 3. | Two Letter Words | 10 |
| 4. | Phonic Practice | 11 |
| 5. | Use of 'an' | 16 |
| 6. | Use of 'a' | 17 |
| 7. | Singular - Plural | 18 |
| 8. | Action Words | 20 |
| 9. | Opposites | 24 |
| 10. | Picture Talk | 26 |
| 11. | Use of 'This' | 28 |
| 12. | Use of 'That' | 29 |
| 13. | Use of 'This and 'That' | 30 |
| 14. | Use of 'These' | 31 |
| 15. | Use of 'Those' | 32 |
| 16. | Use of 'These' and 'Those' | 33 |
| 17. | Use of 'This' and 'These' | 34 |
| 18. | Use of 'That' and 'Those' | 35 |
| 19. | What is this?/ What is that? | 36 |
| 20. | What are these?/ What are those? | 37 |



| | | |
|-----|---|----|
| 21. | Is this? Yes, this is | 38 |
| 22. | Is that? Yes, that is..... | 39 |
| 23. | Are these....? Yes, these are | 40 |
| 24. | Are those....? Yes, those are..... | 41 |
| 25. | Is he/she.....? Yes, he/she is a | 42 |
| 26. | Is he/ she.....? No, he/she is not..... | 43 |
| 27. | A Happy Family | 45 |
| 28. | This is my/our | 46 |
| 29. | Use of 'in' | 47 |
| 30. | Use of 'on' | 48 |
| 31. | Use of 'under' | 49 |
| 32. | Where is.....? | 50 |
| 33. | Use of 'And' | 51 |
| 34. | Reading Practice | 52 |
| 35. | Myself | 53 |
| 36. | Picture Reading | 54 |
| 37. | Practice Reading | 60 |
| 38. | Conversation Practice | 64 |



1. Letters of the Alphabet

Look and say:

Aa



Ant



Apple



Arm

Bb



Ball

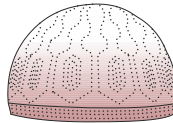


Bag



Book

Cc



Cap




Cake



Car

Dd



Duck



Doll



Dog

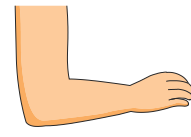
Ee



Egg




Engine



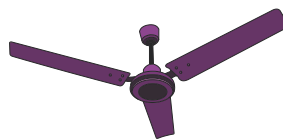
Elbow

Look and say:

Ff



Fish



Fan



Frog


Gg



Gun



Gate



Goat

Hh



Hand




Horse



Hat

Ii



Insect



Inkpot



Igloo

Jj



Jeep



Jar



Jug

Look and say:

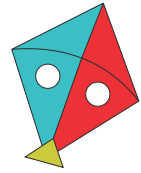
Kk



King



Key



Kite


Ll



Lion



Lips




Lamp


Mm



Mango



Mat



Monkey


Nn



Nose



Nib



Net

Oo



Orange



Ostrich



Owl

Contents

| | | |
|-------------------|---------------------------------------|----|
| Unit - I | All About Me | |
| | 1. Myself | 1 |
| | 2. My Body | 2 |
| Unit - II | My Needs | |
| | 3. Food | 7 |
| | 4. Fruit | 10 |
| | 5. Vegetables | 13 |
| | 6. Clothes | 15 |
| | 7. Transport | 17 |
| Unit - III | My Home | |
| | 8. My House | 22 |
| | 9. My Family..... | 29 |
| | 10. My Habits | 32 |
| Unit - IV | My Second Home | |
| | 11. My School | 35 |
| | 12. My Classroom | 37 |
| Unit - V | My Neighbourhood | |
| | 13. Community Helpers..... | 40 |
| | 14. Festivals | 41 |
| Unit - VI | My Surroundings | |
| | 15. Green World | |
| | Parts of a Plant | 45 |
| | Flowers | 47 |
| | 16. Animal World | |
| | a) Domestic Animals | 49 |
| | b) Animals that Help Us | 51 |
| | c) Wild Animals | 53 |
| | d) Animals and Their Young Ones | 55 |
| | e) Water Animals | 57 |
| | 17. Birds | 58 |
| | 18. Insects..... | 60 |
| Unit - VII | My Environment | |
| | 19. Air..... | 62 |
| | 20. Water..... | 63 |
| | 21. Seasons..... | 64 |
| | 22. The Sun..... | 65 |
| | 23. The Moon and the Stars | 66 |



UNIT-I

All About Me

1. Myself

As-salamu alaikum!

I am Hasan.


I am a boy.

I am four years old.

I am in PP-II.

I love my school.

I learn, play and pray in my school.



Activity

Encourage every child to introduce himself/herself orally.

As-salamu alaikum!

I am _____.

I am a _____.

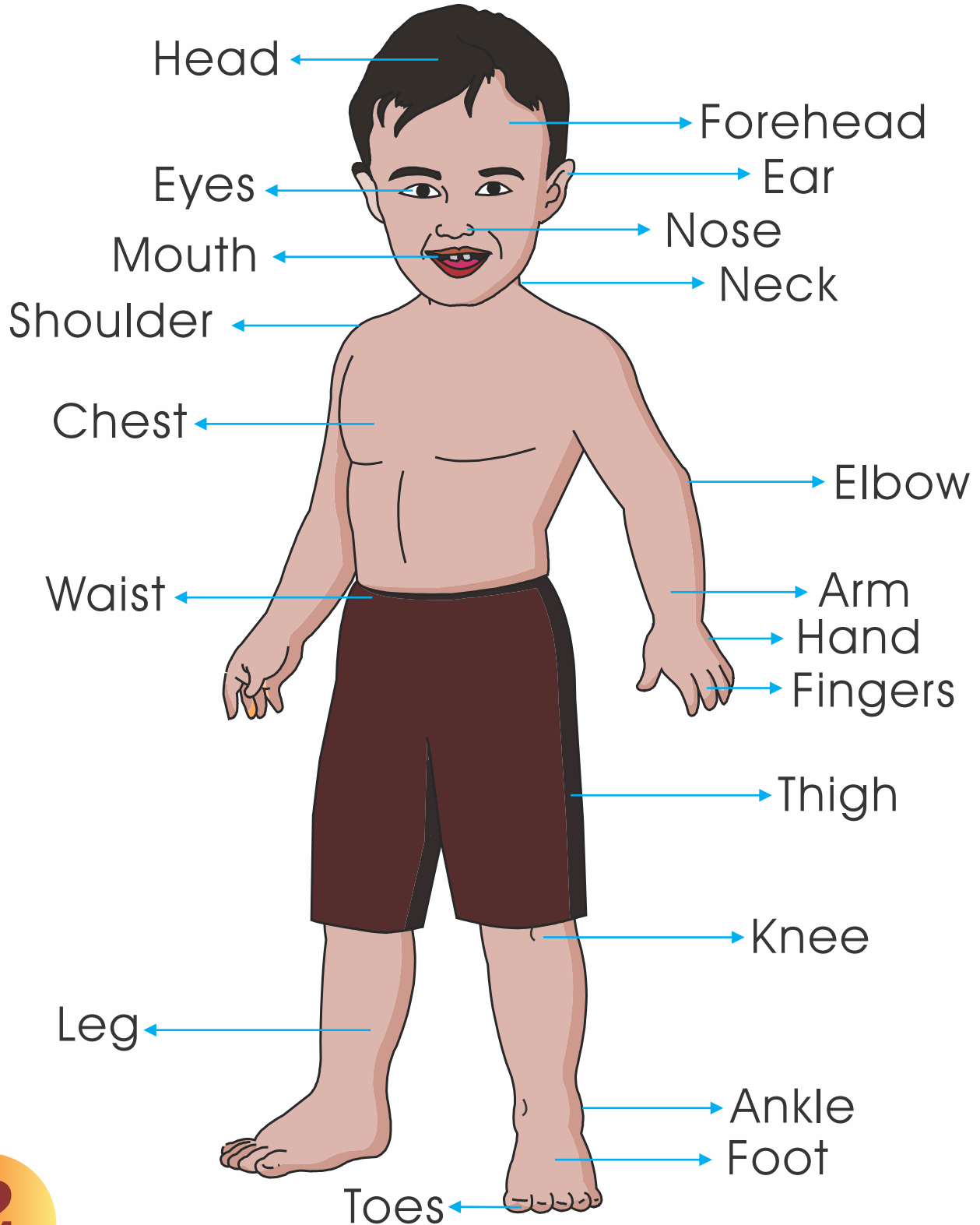
I am _____ years old.

I am in _____.

I love my school.

2. My Body

This is my body. It has many parts.



UNIT-I

All About Me

Parts of my body help me in many ways.

I **see** with my **eyes**.



I **smell** with my **nose**.



I **hear** with my **ears**.



I **taste** with my **tongue**.



I **feel** with my **skin**.



I **eat** and **write** with my **hands**.



I **walk** and **run** with my **legs**.



I keep my body **clean**.

I am thankful to Allah for giving me all the body parts.

A Muslim should not hurt others by his tongue or hands.

UNIT-I

All About Me

Write the correct number in each box.

I have head. 


I have eyes. 

I have ears. 

I have nose. 

I have hands. 

I have fingers. 

I have legs. 



Rhymes and Stories

Primer - B

Integrated value based curriculum
by


Millat Foundation

for Education Research and Development

MFERD



Contents



English rhymes

1. Out in the Garden.....1
2. Five Little Ducks.....2
3. I Know My Vegetables.....3
4. Jungle Rhyme.....4
5. A Tailor, a Cobbler,.....6
6. Flower, Flower Grow7

Islamic poems

7. Assalamu alaikum8
8. Ramadhan, Ramadhan.....9
9. Thank You Allah.....10

Hindi poems

10. कबूतरों की रेल..... 11
11. चना कैसे बोया 12
12. सड़क सुरक्षा..... 14
13. चल मेरे घोड़े 15

Stories

14. The Three Little Bears.....16
15. The Wise Son.....18
16. The Well of Zam Zam.....20
17. The Feast of Sulaiman (AS)..22
18. Safety from Satan.....23
19. The Elephant.....24

Acknowledgement

Compiled by
Zaheda Begum
Farhat Anjum

Co-author for Islamic content
Musab Sarran Nadwi

Editor
Nayeem Ullah Khan

Psychological review
Sabreen Tamkanath

Type setting and graphics
Mohammad Abdul Latif Khan
Shaik Khaja Nizamuddin

Illustrators
Marupaka Srinivas
K .Rajnikanth

Besides aforesaid names many others visionaries, educationists, religious experts, psychologists, subject experts and well wishers have given valuable advice to give shape to this humble work. We are meticulously thankful to them. May Allah prosper all of them!

Assalamu alaikum!

If someone meets you on the way,
Don't forget you should say,
Assalamu alaikum! Assalamu alaikum!


If you meet your teacher,
Father, mother or brother,

* Every time and every day,
Don't forget you should say,
Assalamu alaikum! Assalamu alaikum!



सड़क सुरक्षा

बच्चो, सड़क पार जब करना
इतनी बात ध्यान में रखना,
पहले अपने दाएँ देखो
फिर तुम अपने बाएँ देखो।
फिर से देखो दाएँ-बाएँ,
अगर जो मोटर-गाड़ी आए
हार्न, घंटी पड़े सुनाई
रुक जाना तब मेरे भाई।
जब यह सड़क साफ़ दिख जाए
मोटर-गाड़ी नज़र न आए
तभी सँभल कर करना पार
कहलाओगे तुम होशियार



Safety from Satan

One day the teacher told the class, 'Before the start of each work we should say 'Bismillah!' Prophet Muhammed (SAW) said,'By this Allah helps and protects us from Satan.'

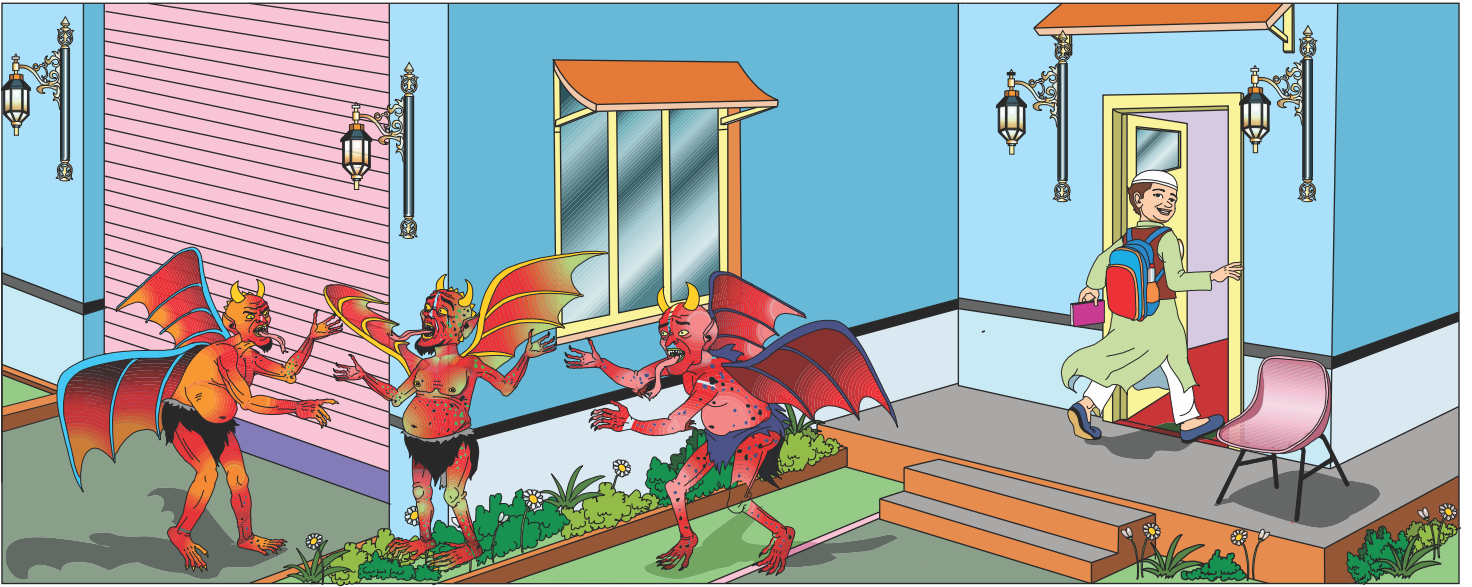
Zubair told Aamer,' From today before the start of each work we will say Bismillah!'



While entering the house Zubair forgot the teacher's advice. Satan along with his friends entered Zubair's house.



When Zubair sat down to eat, he did not say 'Bismillah!' Satan told his friends, 'Friends for today we got a place to live and eat. Have fun!'



When Aamer entered his house, he said 'Bismillah!' On hearing this, Satan told his friends, 'We don't have place to live in this house.'



When Aamer said 'Bismillah!' before starting his food, Satan told his friends, 'We don't have a place to live or eat here, Let's run!'

Remember, when we start new work we should always say 'Bismillah!'

Answer the following questions orally.

1. What should we say before starting every work? **A) Bismillah!**
2. Who did not say 'Bismillah!' while entering the house? **A) Zubair**
3. What did Aamer say before entering the house? **A) Bismillah!**



हिन्दी सीखो

वर्णमाला

पूर्व प्राथमिक - A

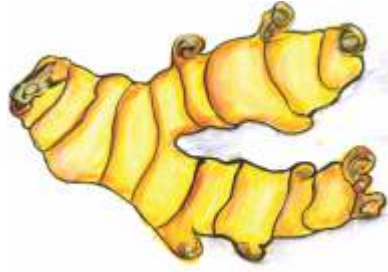


एकीकृत मूल्य आधारित पाठ्यक्रम

मिल्लत फ़ाउंडेशन

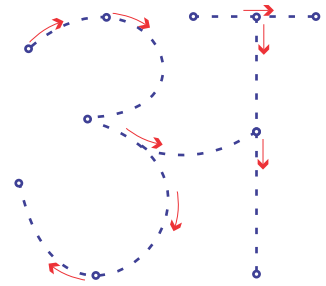
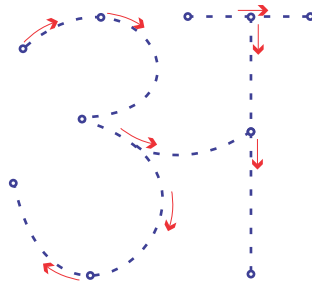
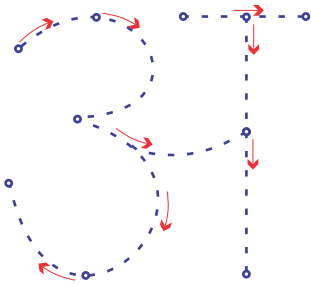
फ़ॉर एजुकेशन रिसर्च एंड डेवलपमेंट

अ



अदरक

अचकन



| | | | | | | | | | |
|---|---|---|---|---|---|---|---|---|---|
| अ | अ | अ | अ | अ | अ | अ | अ | अ | अ |
|---|---|---|---|---|---|---|---|---|---|

| | | | | | | | | | |
|--|--|--|--|--|--|--|--|--|--|
| | | | | | | | | | |
|--|--|--|--|--|--|--|--|--|--|

| | | | | | | | | | |
|--|--|--|--|--|--|--|--|--|--|
| | | | | | | | | | |
|--|--|--|--|--|--|--|--|--|--|

| | | | | | | | | | |
|---|---|---|---|---|---|---|---|---|---|
| अ | अ | अ | अ | अ | अ | अ | अ | अ | अ |
|---|---|---|---|---|---|---|---|---|---|


| | | | | | | | | | |
|--|--|--|--|--|--|--|--|--|--|
| | | | | | | | | | |
|--|--|--|--|--|--|--|--|--|--|

| | | | | | | | | | |
|--|--|--|--|--|--|--|--|--|--|
| | | | | | | | | | |
|--|--|--|--|--|--|--|--|--|--|

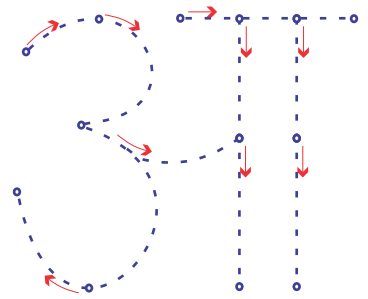
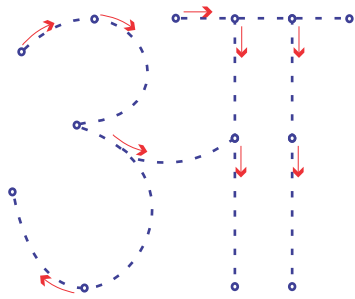
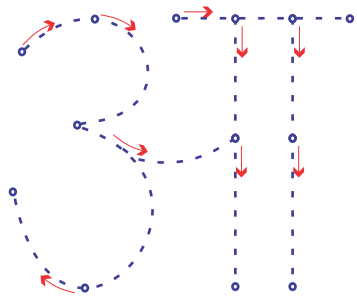
आ



आम



आलू



आ आ आ आ आ आ आ आ आ आ

Blank handwriting practice row.

Blank handwriting practice row.

आ आ आ आ आ आ आ आ आ आ

Blank handwriting practice row.

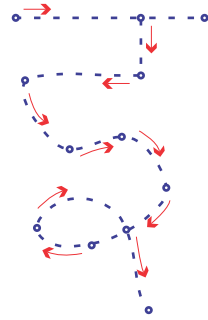
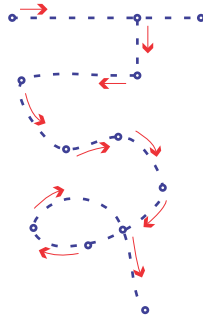
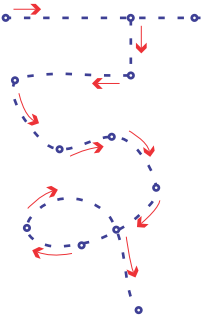
Blank handwriting practice row.

इ



इमली

इतर



| | | | | | | | | | |
|---|---|---|---|---|---|---|---|---|---|
| इ | इ | इ | इ | इ | इ | इ | इ | इ | इ |
|---|---|---|---|---|---|---|---|---|---|

| | | | | | | | | | |
|--|--|--|--|--|--|--|--|--|--|
| | | | | | | | | | |
|--|--|--|--|--|--|--|--|--|--|

| | | | | | | | | | |
|--|--|--|--|--|--|--|--|--|--|
| | | | | | | | | | |
|--|--|--|--|--|--|--|--|--|--|

| | | | | | | | | | |
|---|---|---|---|---|---|---|---|---|---|
| इ | इ | इ | इ | इ | इ | इ | इ | इ | इ |
|---|---|---|---|---|---|---|---|---|---|

| | | | | | | | | | |
|--|--|--|--|--|--|--|--|--|--|
| | | | | | | | | | |
|--|--|--|--|--|--|--|--|--|--|

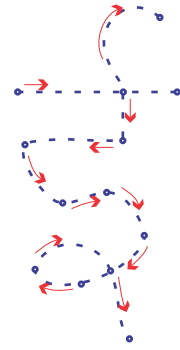
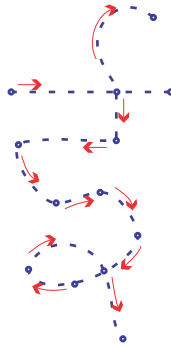
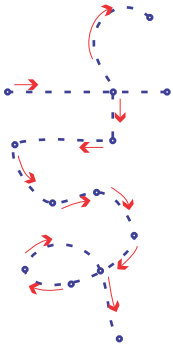
| | | | | | | | | | |
|--|--|--|--|--|--|--|--|--|--|
| | | | | | | | | | |
|--|--|--|--|--|--|--|--|--|--|

ई



ईदगाह

ईख



| | | | | | | | | | |
|---|---|---|---|---|---|---|---|---|---|
| ई | ई | ई | ई | ई | ई | ई | ई | ई | ई |
|---|---|---|---|---|---|---|---|---|---|

| | | | | | | | | | |
|--|--|--|--|--|--|--|--|--|--|
| | | | | | | | | | |
|--|--|--|--|--|--|--|--|--|--|

| | | | | | | | | | |
|--|--|--|--|--|--|--|--|--|--|
| | | | | | | | | | |
|--|--|--|--|--|--|--|--|--|--|

| | | | | | | | | | |
|---|---|---|---|---|---|---|---|---|---|
| ई | ई | ई | ई | ई | ई | ई | ई | ई | ई |
|---|---|---|---|---|---|---|---|---|---|

| | | | | | | | | | |
|--|--|--|--|--|--|--|--|--|--|
| | | | | | | | | | |
|--|--|--|--|--|--|--|--|--|--|

| | | | | | | | | | |
|--|--|--|--|--|--|--|--|--|--|
| | | | | | | | | | |
|--|--|--|--|--|--|--|--|--|--|

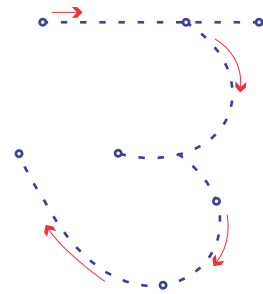
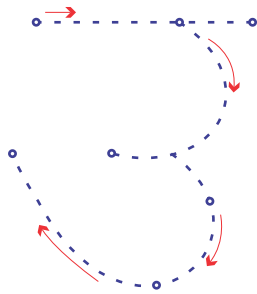
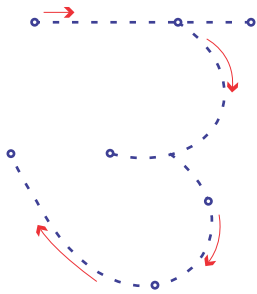
उ



उल्लू



उपहार



| | | | | | | | | | |
|---|---|---|---|---|---|---|---|---|---|
| उ | उ | उ | उ | उ | उ | उ | उ | उ | उ |
|---|---|---|---|---|---|---|---|---|---|

| | | | | | | | | | |
|--|--|--|--|--|--|--|--|--|--|
| | | | | | | | | | |
|--|--|--|--|--|--|--|--|--|--|

| | | | | | | | | | |
|--|--|--|--|--|--|--|--|--|--|
| | | | | | | | | | |
|--|--|--|--|--|--|--|--|--|--|

| | | | | | | | | | |
|---|---|---|---|---|---|---|---|---|---|
| उ | उ | उ | उ | उ | उ | उ | उ | उ | उ |
|---|---|---|---|---|---|---|---|---|---|

| | | | | | | | | | |
|--|--|--|--|--|--|--|--|--|--|
| | | | | | | | | | |
|--|--|--|--|--|--|--|--|--|--|

| | | | | | | | | | |
|--|--|--|--|--|--|--|--|--|--|
| | | | | | | | | | |
|--|--|--|--|--|--|--|--|--|--|

حروف تہجی



حروف تہجی کل ۳۸ ہیں۔

| | | | | | |
|---|---|---|---|---|---|
| ا | ب | پ | ت | ٹ | ث |
| ج | چ | ح | خ | د | ڈ |
| ذ | ر | ڑ | ز | ژ | س |
| ش | ص | ض | ط | ظ | ع |
| غ | ف | ق | ک | گ | ل |
| م | ن | و | ہ | ھ | ء |
| | | ی | ے | | |

| | | | | |
|---|---|---|---|---|
| ط | ط | ط | ط | ط |
| | | | | |
| | | | | |
| | | | | |



ط

ط = ا + و + و + ا + ط

| | | | | |
|---|---|---|---|---|
| ث | ث | ث | ث | ث |
| | | | | |
| | | | | |
| | | | | |



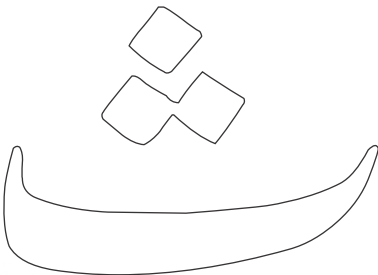
ث

ث = ت + ب + ا + و + ث

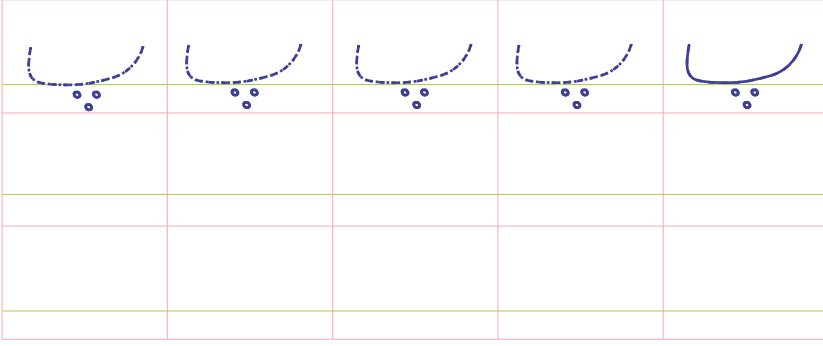
صحیح لفظ کو پہچان کر اس کے نیچے خط کھینچیے۔

مشق :

| | | | | | |
|---|---|---|---|---|---|
| ب | پ | ب | ت | ب | ث |
| پ | ث | ت | پ | ط | پ |
| ت | ت | ط | ت | ث | ب |
| ط | ب | ط | ث | ط | پ |
| ث | پ | ث | ت | ث | ب |




رنگ بھریے۔



پ

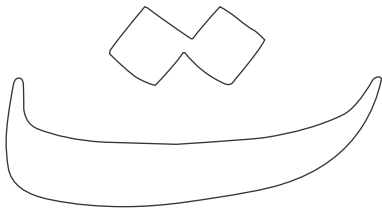
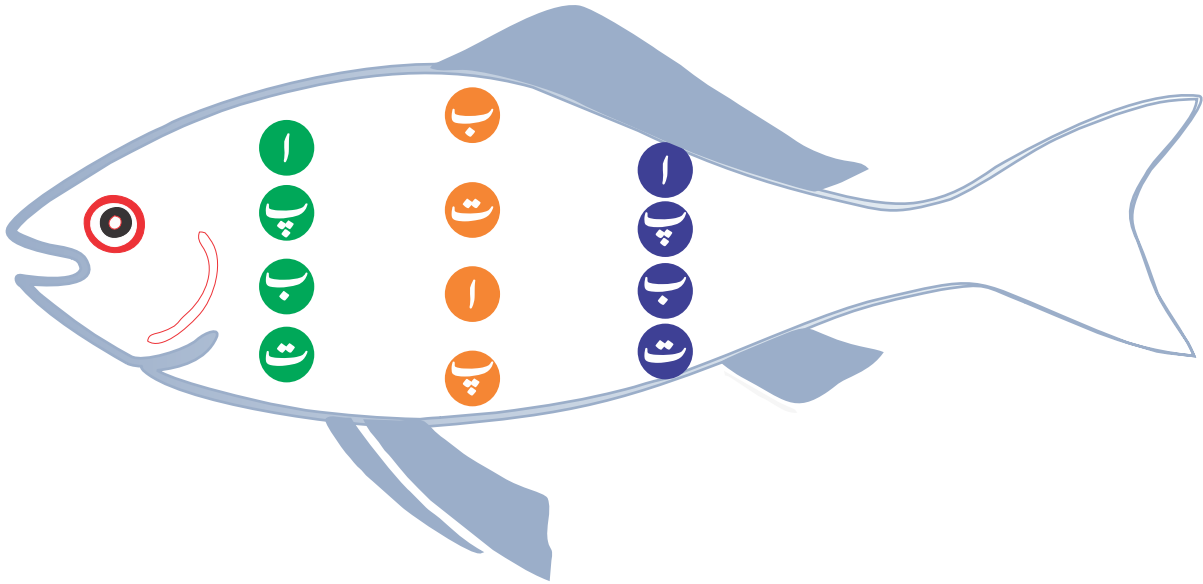
پ = ا + د + و + ا



ت

ت = س + ب + ی + ح

مشق : ایک جیسے حروف کو جوڑیے۔



رنگ بھریے۔

حروف تہجی

| | | | | |
|---|---|---|---|---|
| ا | ا | ا | ا | ا |
| | | | | |
| | | | | |
| | | | | |



ا

انڈا = ا + ن + ڈ + ا

| | | | | |
|---|---|---|---|---|
| ب | ب | ب | ب | ب |
| | | | | |
| | | | | |
| | | | | |



ب

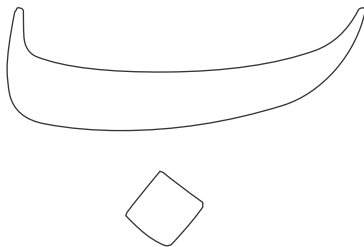
بکرا = ب + ک + ر + ا

مشق : دیے گئے حروف میں ا اور ب کے گرد دائرہ بنائیے۔

پ ب ا ٹ ث ب

ح س ب ا ج ا

ل ا ر ط ب م



رنگ بھریے۔

فہرست

| صفحہ نمبر | عنوانات | سلسلہ نشان | صفحہ نمبر | عنوانات | سلسلہ نشان |
|--------------|------------------|---------------|--------------|---------------------------|---------------|
| 39 | دودھ چٹوری (نظم) | -۱۰ | 1 | حروف تہجی | -۱ |
| 40 | گنتی - ۵۰ - ۱ | -۱۱ | 21 | حرکات | -۲ |
| 43 | رنگ | -۱۲ | 22 | مخلوط حروف | -۳ |
| 45 | پھول | -۱۳ | 23 | مد (~) | -۴ |
| 47 | سبزیاں | -۱۴ | 24 | دو حرفی الفاظ (بے جوڑ) | -۵ |
| 49 | پھل | -۱۵ | 27 | تین حرفی الفاظ (بے جوڑ) | -۶ |
| 51 | جانور | -۱۶ | 30 | حروف کی شکلیں | -۷ |
| 55 | پرندے | -۱۷ | 33 | دو حرفی الفاظ (جوڑ والے) | -۸ |
| 57 | دعا | -۱۸ | 36 | تین حرفی الفاظ (جوڑ والے) | -۹ |



اردو سیکھنے

پری پرائمری حصہ ۲۰۰۷



MFERD

مکمل جامع جانچ اور اقدار پر مبنی نصاب

ملت فاؤنڈیشن

فاز ایجوکیشن ریسرچ اینڈ ڈولپمنٹ